

Community Health Needs Assessment

Mercy Hospital Waldron

Fiscal Year 2022





Our Mission

As the Sisters of Mercy before us, we bring to life the healing ministry of Jesus through our compassionate care and exceptional service.

Our Values

Dignity

Excellence

Justice

Service

Stewardship

Contents

Introduction	
Impact Evaluation of Previous CHNA	3
Access to Care	
Behavioral Health	
Diabetes	
Executive Summary	8
Community Profile	10
Population	
Household Income	
Education	
Our Assessment Process	16
Community Partners	
Resources	
Community Input	
Coalition and Stakeholders	
Prioritized Needs	23
Cancer	
Diabetes	
Substance Use	
Mental Health	
Resources	28
Appendices	30

Impact Evaluation of Previous CHNA

The 2019 community health needs assessment identified three priority health areas:



A community health improvement plan was developed and implemented to address these significant needs. Mercy Waldron developed and implemented a variety of programs and initiatives to address the needs identified in the 2019 CHNA.



Impact Evaluation of Previous CHNA

Access to Care for Those at High Risk

While facilitating local community focus groups with our marginalized population, we discovered that much of the community lacked the resources for obtaining health care services. This remains an issue due to the underinsured or completely uninsured status along with other obstacles to care like transportation.

Community Health Workers (CHWs) have been serving at Mercy since 2018, screening for needs related to social determinants of health and facilitating access to services. Mercy employed a CHW specifically to cover our four rural communities. Our CHWs provided resources and assistance to patients over the last three years. CHWs assisted patients successfully obtained Mercy Financial Assistance, and enrolling patients in Medicaid.



Impact Evaluation of Previous CHNA

Behavioral Health

- ***Increase access to mental health care for uninsured and at-risk persons.*** Mercy Fort Smith collaborates with community partners to provide access to mental health services through comprehensive referral partnerships with:
 - Western Arkansas Counseling and Guidance Center**
 - Harbor House**
 - Rock House – Guidance Center**
- ***Baggot Street House*** is a collaborative program that provides training for prospective foster and adopting families. As well as providing safe, hospitable space for family visitation.
- ***Behavioral Health Strategic Plan.*** Mercy will be significantly expanding its virtual behavioral health offerings over the next several years.



Impact Evaluation of Previous CHNA

Nutrition

- **Health Seminars** are hosted at community event with a focus on uninsured, at-risk patients, and community members who are seeking to become healthier adults through education. Classes will vary on topics that are relevant for target audience. There may be a hands-on component to some of the courses as well.
- **The Cooking Matters program** embodies the key elements of both United Way of Fort Smith's and Mercy's mission and vision. The program focuses on the many of the most vulnerable in the community bringing needed education and awareness in the areas of proper nutrition, shopping on a limited budget, and food preparation.



Executive Summary

- Mercy Hospital Waldron is a 24-bed critical access hospital serving Scott County. Our primary and specialty care physicians are dedicated to providing high-quality healthcare. Mercy Hospital's experienced team of caring professionals, who also happen to be your friends and neighbors.
- Mercy Hospital Waldron is affiliated with [Mercy Hospital Fort Smith](#), a Mercy hospital ranked as one of the nation's top integrated health care providers. When you need us, you have access to a large team of medical professionals and resources that complement the great care you receive at our hospital in Booneville.
- **Mercy Swing Bed Program**
- Mercy provides skilled nursing care for hospital patients who've had some recovery but aren't quite well enough to return home. If you or a loved one is recovering from a stroke, illness, injury or surgery, our Swing Bed program can provide the skilled nursing and therapy care you need.

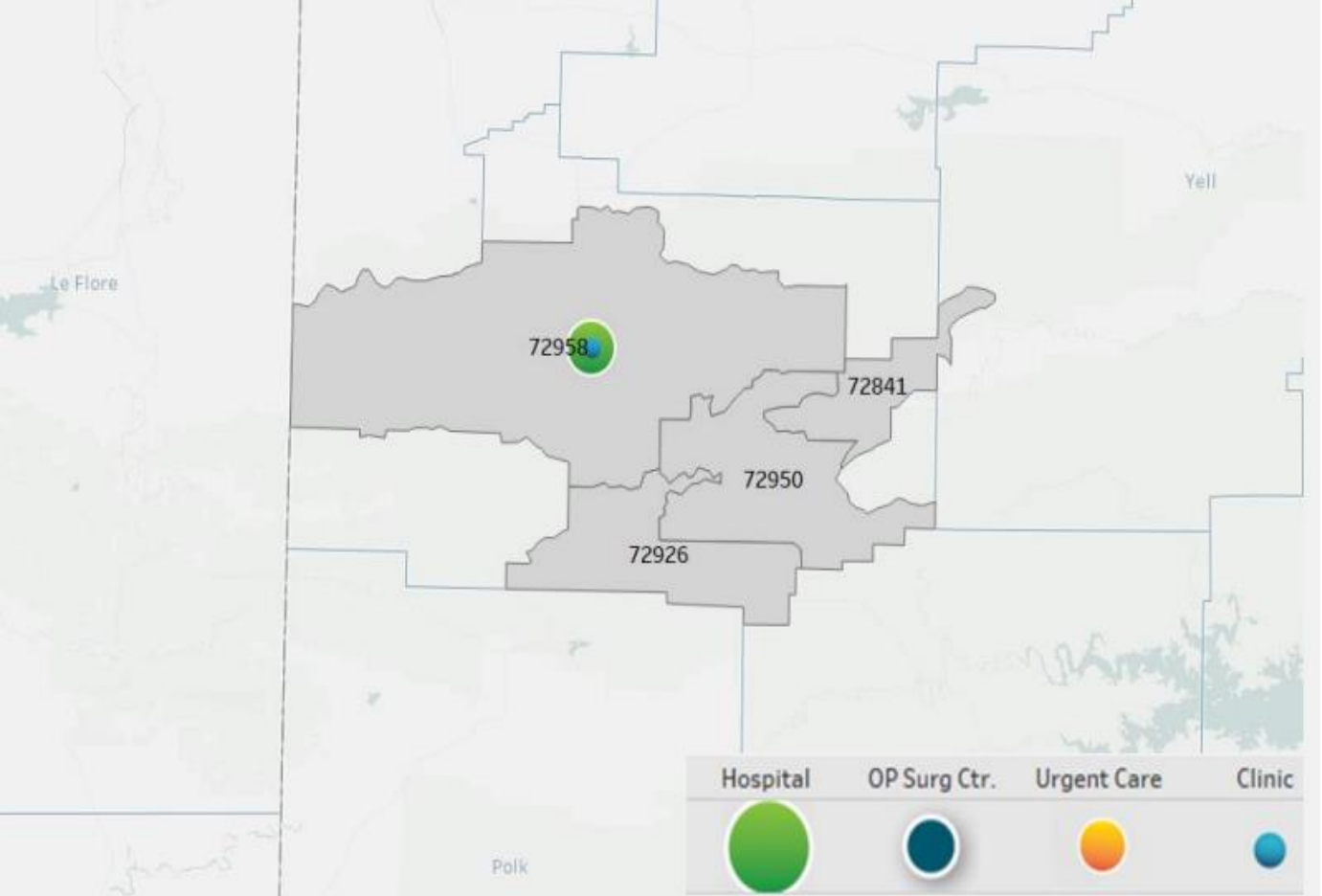
Community served by the Hospital

- Scott County is located on the west central border of Arkansas in the Ouachita Mountain region of the state. The county is mountainous and interspersed with expansive valleys along the Fouché, LaFave, Petit Jean, and Poteau rivers and associated tributaries. The two primary towns within Scott County are Waldron and portions of Mansfield. Tyson Foods is the largest employer in the county that engages all phases of poultry production, however, O.K. Foods employs many of the population raising chickens to be used at the production plants elsewhere. Due to the growth of the larger chain establishments, the commercial district of Waldron has seen a shift from Main Street to areas along the nearby Highway 71 bypass. Local efforts have been made to renovate and revitalize the downtown area by the addition of streetlamps, renovations to the former courthouse and a conservation easement.

Community Profile

Mercy Hospital Waldron

Mercy Hospital Waldron’s extended service area consists of five zip codes and includes both rural and suburban settings; however, this stands as the main acute care facility within the region drawing from each of the counties served. The CHNA report will focus on Scott County, where the acute care facility sits.



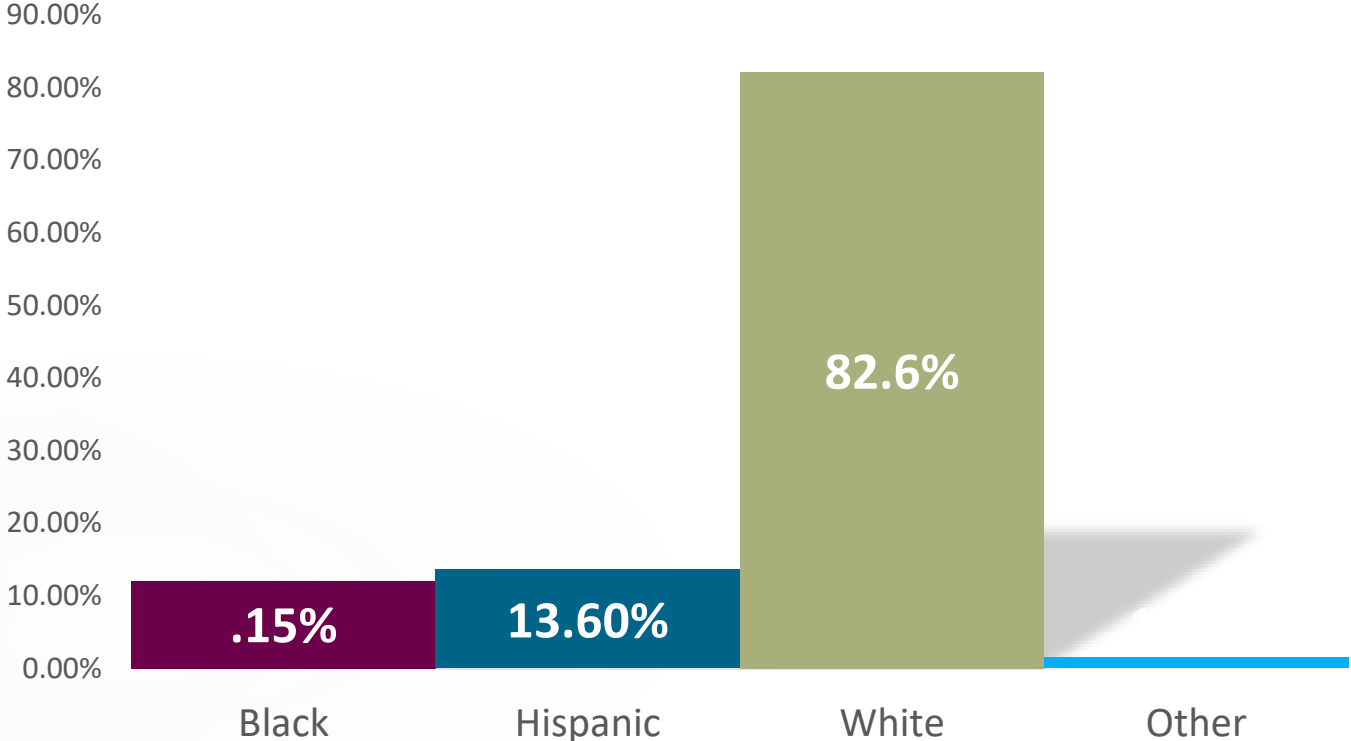
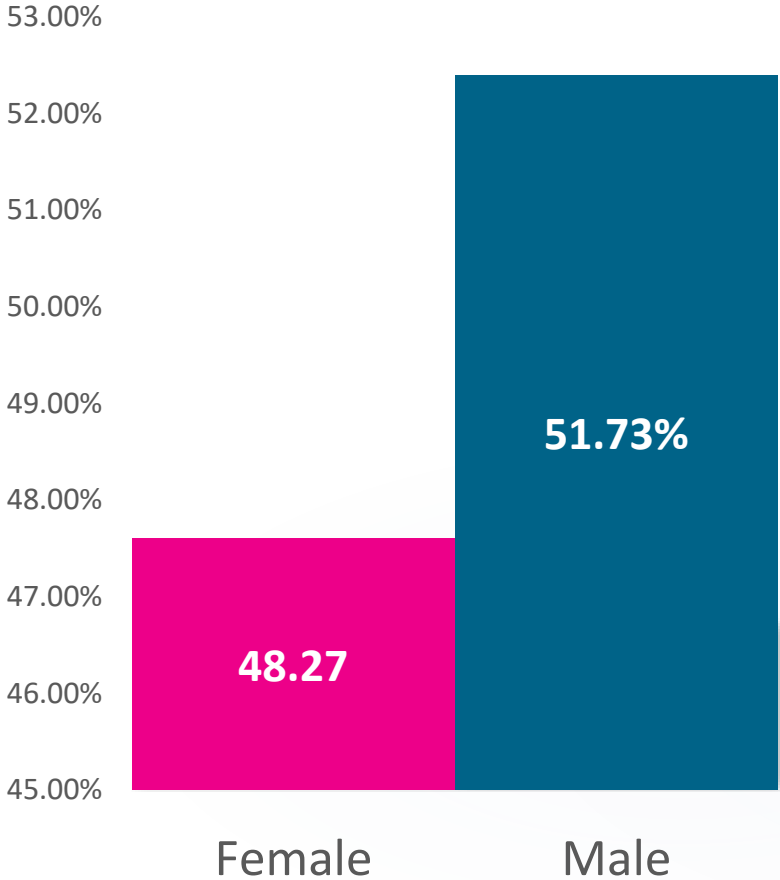
Community Profile

Demographics

Age and Racial Distribution	Waldron	Arkansas	U.S.
Population size (number of persons)	3,308	3,024,390	329,835,269
Age distribution			
Under 18 years	22.8%	22.7%	21.8%
18 to 44 years	29.2%	35.1%	36.1%
45-64 years	25.9%	24.5%	25.1%
65 years and over	22.1%	17.7%	16.9%
Race distribution			
White alone	82.6%	0.7%	0.7%
Black or African American	.15%	1.6%	5.1%
American Indian and Alaska Native	.24%	14.5%	11.4%
Asian	.86%	0.2%	0.1%
Native Hawaiian/Other Pacific Islander	0.1%	69.3%	58.8%
Ethnicity distribution			
Hispanic or Latino (of any race)	13.6%	7.4%	15.4%

Community Profile

Demographic



Community Profile

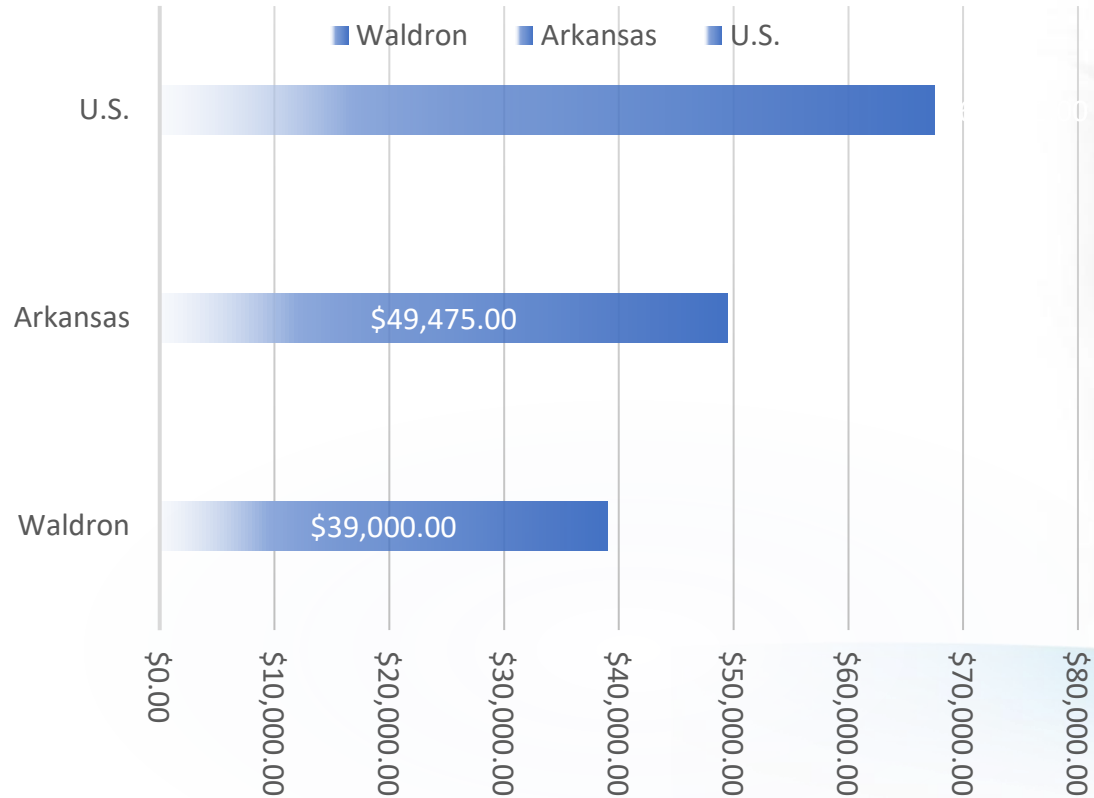
Education

Level	Waldron	Arkansas	U.S.
Less than High School	13.51%	13.3%	12%
Some High School	10.33%	34%	27%
High School Degree	42.18%	29.6%	28.9%
Some College Assoc. Degree	13.0%	14.8%	8.3%
Bachelor's Degree or Greater	10.78%	8.4%	12.4%



Community Profile

Median Household Income



Our Assessment Process

A list of community partners involved in the CHNA process is provided below:

In conducting its Community Health Needs Assessment, Mercy Waldron collected and analyzed a significant quantity of primary and secondary data. Primary data was collected, and community input was solicited, by means of the 2022 Fort Smith Community Health Survey, which was led by Mercy Fort Smith. Secondary data was collected and analyzed from publicly available data resources, listed below, and from internal Mercy data. Waldron indicators were compared to those of Arkansas and the United States.

The thoughts and opinions of people within Mercy's service area of Waldron was central to the health needs assessment process. Input from people representing broad interests of the community was solicited through a robust survey process guided by a Mercy-led community coalition and by seeking input from the Community Health Committee of the Board and the Scott County Health Department.

Our Assessment Process

(continued)

- The Community Health & Access Department co-workers underwent the Community Health Needs Assessment (CHNA) process formulated by Mercy standards with adhering to IRS guidelines. This process included additional community partners such as: Hope Campus as well as other health systems/hospitals and community groups striving to improve the health of Scott County's residents.
- Co-workers in Mercy's Community Health & Access Department were the primary leads for the 2022 CHNA. These co-workers collected and reviewed data from a variety of sources, including surveys, focus groups, published data, and hospital specific data. Surveys (online and printed) were sent to community partners and critical access hospitals for dissemination. The focus groups were conducted to hear the voice of marginalized community members as well as local leadership.
- The Community Health & Access Department evaluated this data alongside input gained from community members via coalitions and stakeholder meetings to:
 - • Prioritize the community's identified health needs
 - • Assess the community resources available to address those needs
 - • Create a collaborative health improvement plan in partnership with community resources possessing the potential to alleviate the prioritized needs.

From Our Focus Group:

Mentor program for mental health and substance abuse would be nice.

John Q. Smith

Mercy transport van in rural areas would be nice.

John Q. Smith

Our Assessment Process

Community Input

Community Health Survey

- Mercy convened a community coalition of various health care and social service organizations to conduct a comprehensive community health survey in 2021. The survey was developed to build on the 2018 Mercy Fort Smith Community Health Survey and to incorporate input and specific needs of the coalition partners. The final survey was made up of 45 questions focused on health issues and needs most important to the respondents, wellness, mental health, barriers to care, COVID-19 vaccination, childhood immunizations, and the Fort Smith COVID-19 response. The survey was translated into Spanish and Vietnamese by certified medical interpreters.
- The Fort Smith Steering Committee hosted the survey on their website from February 2022 to May 2022 in three languages. The Fort Smith Steering Committee promoted the survey on social media, and each partner organization distributed the survey electronically to their co-workers, patients, clients, and community members by email and through social media.

Our Assessment Process

Waldron Community Health Survey

- Flyers and business cards with QR codes for the survey in each language were produced and distributed by coalition partners in the community and at community events. Surveys were also made available in paper format for participants who preferred to complete it manually or did not have computer access. Intentional efforts were made to include and oversample Hispanic community members by attending community events, reaching participants at workplaces, using culturally specific social media outlets, and utilizing Hispanic Community Health Workers.



[Mercy.net/HealthSurvey](https://www.mercy.net/HealthSurvey)

Our Assessment Process

Community Coalitions and Stakeholders *(continued)*

Examples of agencies/organizations with which the department partners or routinely engages include:

- Arkansas Diabetes Advisory Council
- Scott County Health Department
- Mayor of Waldron
- City of Waldron
- Waldron City Chamber of Commerce



Our Assessment Process

Waldron Community Health Survey

Survey Results

What are the TOP most common health issues in your city?

1. Cancer
2. Diabetes
3. Substance use
4. Mental Health

What do you and/or the members of your household need to be your healthiest self? (Select all that apply)

1. Transportation to cancer appointments
2. Mask wearing information
3. Mentor program for mental health and substance abuse.

Our Assessment Process

Resources

The following external sources of published data are examples of those utilized in the data collection process.

- Centers for Disease Control and Prevention, National Center for Health Statistics
- U.S. Department of Health and Human Services
<https://www.cdc.gov/nchs/>
- Community Commons
Institute for People, Place and Possibility;
The Center for Applied Research and Environmental Systems; and Community Initiatives
<https://www.communitycommons.org/>
- County Health Rankings and Roadmaps—2018
The Robert Wood Johnson Foundation and The University of Wisconsin-Public Health Institute
<http://www.countyhealthrankings.org/>

Our Assessment Process

Resources *(continued)*

The following external sources of published data are examples of those utilized in the data collection process.

- HealthyPeople 2020, Leading Health Indicators
U.S. Department of Health and Human Services,
Office of Disease Prevention and Health Promotion
www.healthypeople.gov/2020/
- Waldron Community Update—2018
Annual Community Update Mercy
<https://baggotstreet.mercy.net/sites/default/files/hubs/Central%20Region%20Northwest%20Arkansas.pdf>
- Waldron Arkansas Counties Data
United States Census Bureau
<https://www.census.gov/>

Waldron Prioritized Needs

Cancer



Diabetes



Substance Use



Mental Health

Prioritized Needs

Cancer

- The American Cancer Statistic Center estimates 18,610 individuals will be diagnosed with some type of cancer during the year 2022. In Arkansas, lung cancer has the highest diagnosis of cancers, 2820 new cases. Prostate trailing behind with 2510 new cases and third is breast cancer, 2440 for 2022.
- In 2018, breast cancer, 119.5 incident rate per 100,000, was the leading cancer among the Arkansas population. Since 2018, the incident rates of lung cancers for lung cancer has drastically increased from 76.5 per 100,000 to 2,820 cases per year.





Prioritized Needs



Diabetes

Approximately 13.9% of the adult population within Arkansas has been diagnosed with Diabetes, 34.3% remain undiagnosed.

8.1% of Scott County residents have been diagnosed with some type of cancer.

In the rural areas, cancer patients are less likely to receive treatment due to the lack of healthcare and education within the rural areas.

The focus group denotes that residents have expressed their need for transportation to Mercy Fort Smith for cancer treatment.

Prioritized Needs

Substance abuse

- In 2021, it is estimated that 19% of Scott County students have been treated for substance abuse.
- Substance abuse is more commonly diagnosed in White, 72% than Black African-American, 15.7%
- The Western Arkansas Counseling and Guidance Center/Scott County Clinic offers assistance with drug treatment and rehabilitation.
- Survey responses stated that there is a need for additional drug treatment assistance.



Prioritized Needs

Mental Health

- Includes our emotional, psychological, and social well-being. It determines how we handle stress, relate to others, and make health choices.
- Focus groups voiced the effects of COVID-19 as being a key contributing factor of mental health.
- COVID-19 pandemic triggered a 25% increase in prevalence of Mental Health.
- Scott County statistics express 18.8% of adults suffer from mental health, 3.7% above the national average.



Resources

Mercy Hospital Waldron collaborates with many local community agencies and organizations that have similar missions and personnel dedicated to improving the health and quality of life for individuals within the Mercy NWA region. Some of these partners include:

- American Diabetes Association Local Community Leadership Board
- American Heart Association
- Arkansas Chronic Disease Coordinating Council
- American Cancer Society
- Arkansas Department of Health, Scott County Unit
- Arkansas Diabetes Advisory Council
- Western Arkansas Counseling and Guidance Center/Scott County Clinic



Your life is our life's work.